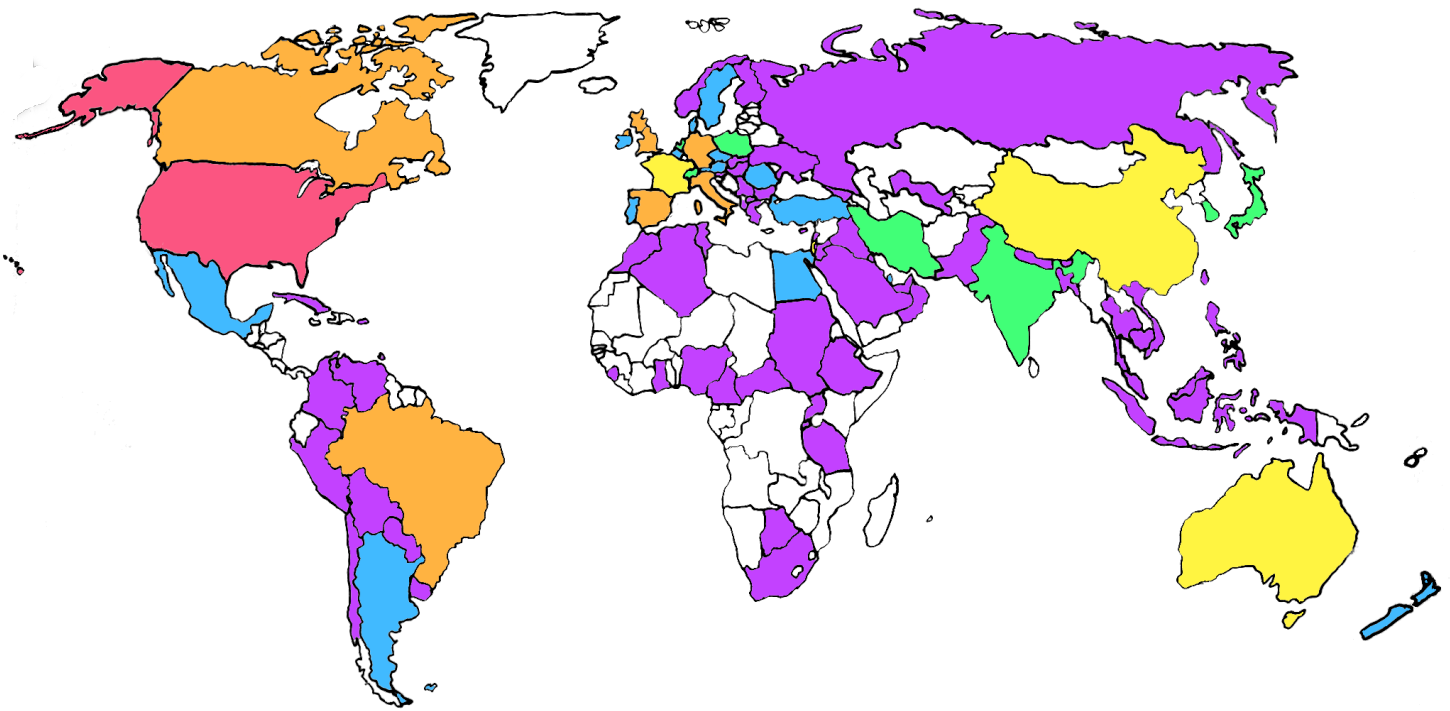












This world map is reflective of the excitement cannabinoid-based medicines have generated in the global research community with about ten relevant trials being published on a daily basis.



Top 10

	1. <u>USA</u>	1,596
	2. <u>Canada</u>	428
	3. <u>Italy</u>	385
	4. <u>UK</u>	356
	5. <u>Germany</u>	290
	6. <u>Spain</u>	275
	7. <u>Brazil</u>	249
	8. <u>China</u>	199
	9. <u>Isreal</u>	189
	10. <u>Australia</u>	156

Color = # of Trials

	Red: 500+
	Orange: 200-500
	Yellow: 100-199
	Green: 50-99
	Blue: 20-49
	Purple: 1-19